

HON

Preside®



CONFERENCE AND COLLABORATIVE SERIES



WHERE PEOPLE
AND IDEAS CONNECT

JUST ADD PEOPLE

Flexibility at work is all about choice. It encompasses getting away from the workstation, be that in break-out spaces, conference rooms, cafés, or anywhere between. Preside is designed around the way people work, learn and interact. Connections happen at a moment's notice, so it's refreshing to know Preside has a variety of tables to support any type of activity. From conference tables to collaborative tables, private spaces to gathering points, Preside offers all you need to support a productive workspace.



Shown with Ignition seating. Inspired by HON color palette Java.



Shown with Solve seating. Inspired by
HON color palette Seedling.








ABOVE AND BEYOND

Not all meetings are created equal. Some require added attention to leave a lasting impression. Preside integrates technology, worksurfaces and storage to enrich the user experience and ensure effective communication. When used together, the Preside Conference Series creates spaces where people can present comfortably, share ideas visually, and grab a bite without losing productivity.













SO LONG, LIMITATIONS.

Preside tables can be specified as long as you need them to be. Go long with two-piece tops (10', 12' or 14'), longer with three-piece tops (16', 18' or 20'), or even longer with modular tops that can be extended to whatever length you need. Choose from rectangle, boat or racetrack shapes.

SINGLE-PIECE TOPS

36" TABLE	36"		2-4 PEOPLE
42" TABLE	42"		2-4 PEOPLE
48" TABLE	48"		2-4 PEOPLE
5' TABLE	60"		4-6 PEOPLE
6' TABLE	72"		4-6 PEOPLE
7' TABLE	84"		4-6 PEOPLE
8' TABLE	96"		6-8 PEOPLE

MODULAR TOPS

9' TABLE	4.5'	4.5'		8-10 PEOPLE			
10' TABLE	5'	5'		8-10 PEOPLE			
12' TABLE	6'	6'		10-12 PEOPLE			
14' TABLE	7'	7'		12-14 PEOPLE			
15' TABLE	4.5'	6'	4.5'		14-16 PEOPLE		
16' TABLE	5'	6'	5'		14-16 PEOPLE		
18' TABLE	6'	6'	6'		16-18 PEOPLE		
20' TABLE	7'	6'	7'		18-20 PEOPLE		
22' TABLE	5'	6'	6'	5'		20-22 PEOPLE	
24' TABLE	6'	6'	6'	6'		22-24 PEOPLE	
26' TABLE	7'	6'	6'	7'		24-26 PEOPLE	
28' TABLE	5'	6'	6'	6'	5'		26-28 PEOPLE
30' TABLE	6'	6'	6'	6'	6'		28-30 PEOPLE

84" x 42"

96" x 48"

Available in 48" and 60" widths



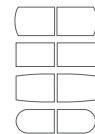
36" x 36"
42" x 42"
48" x 48"



36" diam.
42" diam.
48" diam.



60" x 30"
72" x 36"
84" x 42"
96" x 48"



Available Depths:
48" and 54"



TECHNOLOGY ANYONE?

HON 4-Trac technology extends electricity from the wall to the table and prevents tripping on cords. Flip-top ports with an Extron plate provide instant access to VGA, HDMI, DP, USB outlets. Easy-to-access wire management bases are available in hollow panel, cylinder, aluminum T-base and X-base.

WHEREVER WORK HAPPENS

It's a simple fact. When people succeed, so does your business. And when people get together, good things happen. Ideas are formed. Knowledge is transferred. Laughs are shared. Preside collaborative and conference tables create settings where people can gather, engage and chat, while establishing a culture in which everyone can thrive.







Shown with Flock seating. Inspired by HON color palette Coastal.

A PERFECT PARTNER

From open to private offices, Preside tables coordinate with HON desking edge profiles, laminate colors and veneer finishes. Convenient options like cord management and power/data ports keep productivity flowing. With so many shapes, sizes, and designs, Preside makes it easy for people and ideas to connect.



A. PLACE TO CALL HOME

Employees are working in an increasingly social, mobile, and collaborative fashion. Preside collaborative tables give workers without a dedicated workstation a place to meet, connect and focus.



B. MIX AND MATCH


Want to create something totally unique? No problem. Need to match an existing HON desk? It does that, too. Get exactly what you want with Preside.

C. SMART AND CHIC

Preside storage maximizes space and enhances collaborative settings by turning walls into usable, productive spaces. Customize your space with a variety of sizes, configurations and material selections.



TABLE TOPS




EDGES



Drop Edge not offered on Veneer Soft Wedge. Traditional Edge available in Mahogany only.

FINISHES

CORE LAMINATES



ADDITIONAL LAMINATES




L2 LAMINATES



CORE VENEERS

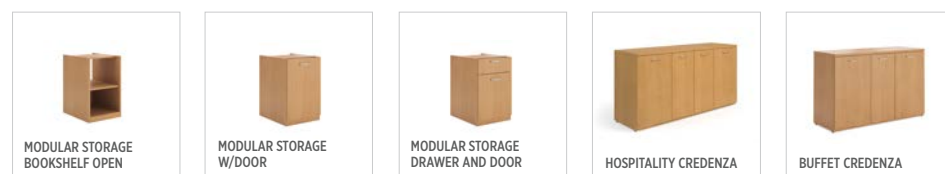


BASES AND LEGS



* Indicates bases with routing power.

STORAGE




HANDLES



Handles also available in Black.

ACCESSORIES





HON®

The HON Company
200 Oak Street, Muscatine, IA 52761
800.833.3964 | hon.com

© 2017 The HON Company. Form No. H5022 (5/17)
To view the registered and unregistered trademarks
owned and used by The HON Company, visit
hon.com/protected-marks. Models, upholstery and
finishes are subject to change without notice.



DESIGNED, ENGINEERED
& ASSEMBLED IN THE USA

