

HON

Soothe[®]





A CALMING INFLUENCE FOR HEALTHCARE ENVIRONMENTS

COMFORT FOR ALL

Healthcare facilities are more dynamic than ever, and vital to both the short- and long-term healing process. As a result, healthcare providers recognize the need to enhance comfort, safety and control for both patients and guests. Designed specifically for healthcare environments, the Soothe collection maximizes comfort in reception and waiting areas, exam rooms, multi-purpose environments and patient suites.






Inspired by HON color palette Energy.
www.hon.com/fabrics-finishes



HIGH-BACK PATIENT CHAIR



ENHANCE COMFORT AND CONTROL

Supporting caregivers is equally as important as comforting patients, and Soothe is loaded with standard features that enhance the overall treatment experience. Every detail of the chairs, tables and benches were diligently researched and designed to maximize a patient's comfort and a caregiver's control. Caregivers benefit from the easily cleanable surfaces and adaptable layouts, while the padded seats provide comfort to patients for any length of wait. With a variety of options for sizes, styles and arrangements, the functionality of the entire collection allows caregivers to keep their focus on treating the patient.



GUEST SEATING



GUEST CHAIR



BARIATRIC GUEST CHAIR



TANDEM GUEST CHAIR

TABLES



IN-LINE TABLE
16" x 22"



90° CORNER TABLE
22" x 22"



COFFEE TABLE
22" x 40"

BENCHES



2-SEAT BENCH



3-SEAT BENCH




Inspired by HON color palette Galaxy.
www.hon.com/fabrics-finishes


REHABILITATE ANY HEALTHCARE SPACE

Bring a higher level of functionality throughout your healthcare facility, while elevating the aesthetic with a virtually unlimited combination of seating fabrics. Wipeout spaces in the seat back make cleaning easier than ever, while the sturdy chair legs and rounded table corners create a safe, stable environment. The patient chair provides a responsive back design that gently rocks back and forth, and the bariatric chair supports patients up to 750 pounds. Every detail of Soothe was designed to create an inviting, relaxing healthcare environment.

LAMINATES



ARMCAP FINISH OPTIONS





A. GANGING CAPABILITY

Chairs and tables can be ganged together to create configurations that fit any space.

B. WIPEOUT

Soothe guest seating includes a space at the back of the seat that allows for easy clean up and maintenance.

C. WOOD ARMCAPS

Optional solid wood armcaps are available to complement the aesthetic of the environment and coordinate with the table finishes.

D. HIGH-BACK PATIENT CHAIR

Responsive design back moves with the patient for added comfort.

E. ROUNDED CORNERS

Rounded corner design prevents injuries and creates a safe environment for children.

F. LEG DESIGN

The reinforced leg design distributes force evenly to provide a sturdy foundation.





HON®

The HON Company
200 Oak Street, Muscatine, IA 52761
800.833.3964 | hon.com

© 2017 The HON Company. Form No. H5065 (7/17)
To view the registered and unregistered trademarks
owned and used by The HON Company, visit
hon.com/protected-marks. Models, upholstery and
finishes are subject to change without notice.



Designer Conrad Marini has garnered numerous awards, including Silver in Best Of Neocon and Gold Trophe De Meuble Montreal. His exploration of new materials and manufacturing types drives him as a designer and developer.

Conrad Marini,
Designer of Soothe

MADE IN THE
USA



Shown with Abound® workstations and Solve® seating. Inspired by
HON color palette Coastal. www.hon.com/fabrics-finishes

For more information, visit hon.com/soothe